


CM 300

THERMOFOIL SERIES

CORONA  MILLWORKS

DOOR DETAILS

Construction Method: CNC Machined w/ MDF Core
Outside Edge Detail: CF-2
Route Detail: CM 300
Minimum Width: 8"
Minimum Height: 8"
Max Width: 36"
Max Height: 72"

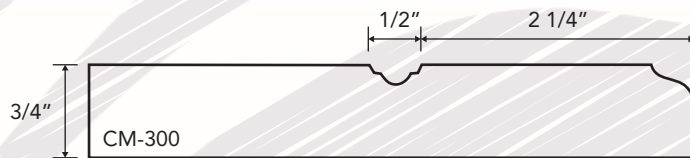


ROUTED DRAWER FRONT

Minimum Height: 5-1/2" with 1-3/4" Rails




DOOR PROFILE



Doors come with vertical grain as STANDARD.
Doors and Drawer Fronts come with white melamine back as STANDARD.

OPTIONAL DRAWER FRONTS



SOLID SLAB

Minimum Height: 4-1/2"

Drawer Fronts come with horizontal grain as STANDARD.

*SPECIFICATIONS AND DETAILS SHOWN ARE SUBJECT TO CHANGE.

Species Shown: Almond

PHONE

800.200.0975

FAX

909.606.3270

ONLINE

CORONAMILLWORKS.COM



Cabinet Doors & Drawer Boxes

WOOD | THERMOFOIL | PUR E-SERIES | DRAWER BOXES | CNC CABINET COMPONENTS